

PRECISE ACCESS.^{1,†} UNPARALLELED FREEDOM.¹

Cordless ultrasonic vessel sealing and dissection — with a tapered, curved jaw and streamlined cleaning and sterilization‡



Sonicision™ Curved Jaw
Cordless Ultrasonic
Dissection System

†30 out of 33 surgeons agreed



‡Compared to the first-generation Sonicision™ system.

Medtronic



TABLE OF CONTENTS

Introduction	3
Features and Benefits	4
Technology Enhancements	6
Competitive Comparison	8
Portfolio	12
Ordering Information	14



39 cm Sonicision™ Curved Jaw Cordless Ultrasonic Dissector

ADVANCING ULTRASONIC DISSECTION **TO HELP YOU ADVANCE CARE.**

Overcoming healthcare's biggest challenges. That's been the driving force behind the development of our energy products for more than 50 years.

It's why we invented our cordless ultrasonic dissector. So surgeons can have more freedom of movement within their procedures — and a safer OR.²

We've taken that idea to the next level.

The Sonicision™ curved jaw cordless ultrasonic dissection system — the latest generation in cordless ultrasonic energy

This latest advancement to our energy portfolio is designed to enable:

- Access and visibility in tight spaces^{1,†}
- More procedural uses^{5-7,9,‡}
- A safer OR²
- Streamlined cleaning and sterilization[‡]



The Sonicision™ curved jaw device is the future of advanced ultrasonic dissection — ready for your procedures today.



[†]33 out of 33 surgeons surveyed after use agreed.

[‡]Compared to the first-generation Sonicision™ system.

ACCESS. MOBILITY. VERSATILITY.

A curved jaw ultrasonic dissector — without a cord



Freedom from cords[†]:

- Improves movement, mobility,[‡] and safety^² in any OR
- Makes it easier to pass the device during procedures^{¹,†}
- Supports more natural movement compared to devices with cords^{¹,§}

Single button dual-mode energy activation^¹:

- Is designed to improve focus on the procedure with intuitive, single button energy activation^{¹,Ω}
- Allows access to minimum and maximum energy modes so the surgeon's eyes can stay on the surgical field^{¹,††}
- Facilitates versatility within procedures by providing two distinct energy modes^{¹,†}

The tapered, curved jaw^¹:

- Facilitates precise access to tissue planes^{¹,‡}
- Enables visualization of target structures^{¹,Ω}
- Allows the surgeon to hug or follow curved anatomical structures^{¹,††}
- Provides access in tight spaces^{¹,Ω}

THE BENEFITS OF UNPLUGGING

Cordless vessel sealing and dissection in your procedures contributes to:

- Reduced tripping hazards
- Easier instrument exchanges^{¹,†}
- Improved procedural focus^{¹,8,†}
- More natural movement^{¹,†}
- Improved freedom of movement and mobility^{¹,‡}

"The innovative cordless design significantly enhances ease of use in the operating room with overall excellent effectiveness."

—Baker EH, et al. *Surgical Innovation*^³

† 32 out of 33 surgeons surveyed after use agreed.

‡ 29 out of 33 surgeons surveyed after use agreed.

§ 30 out of 33 surgeons surveyed after use agreed.

Ω 33 out of 33 surgeons surveyed after use agreed.

†† 31 out of 32 surgeons surveyed after use agreed.


NEXT-GEN DESIGN. NEXT-GEN CONVENIENCE.



Sonicision™ Reusable Battery Pack (SCBA)



Sonicision™ Reusable Generator (SCGAA)



Sonicision™ Reusable Sterilization Tray (SCSTA)



An autowashable, autoclavable generator and nonsterile battery:

- Streamlines cleaning and sterilization†
- Reduces special handling of system components†
- Allows for use in more procedures before replacements are needed thanks to an increased overall useful life of the battery and generator^{6,9}
- Provides a wide variety of sterile barrier / steam sterilization cycle combinations to accommodate hospital needs⁵

An intuitive, easy to use‡ battery charger:

- Makes it easy to interpret battery charge status‡ and battery end of life indications^{8,5}
- Enables efficient battery usage management^{8,†}

†Compared to the first-generation Sonicision™ system.
‡28 out of 28 nurses surveyed after use agreed.
§27 out of 28 nurses surveyed after use agreed.



FREEDOM OF MOVEMENT. FOR LONGER THAN EVER.

More activations⁴ and improved efficiency⁴ compared to our first-generation Sonicision™ device

100%

of surgeons said the Sonicision™ curved jaw device is intuitive and comfortable to use throughout procedures^{1,†}

Our next-generation reusable battery pack (SCBA) delivers:



88%
greater capacity
for more interoperative
uses before a new
battery is needed^{4,6,‡}



2x more
procedural uses
in your hospital to
reduce the burden of
reordering^{5-7,‡}

Our enhanced reusable generator (SCGAA) delivers:



1.5x more procedural uses^{5,9}

Plus it's autowashable and autoclavable for streamlined[†] cleaning and sterilization.

† 33 out of 33 surgeons surveyed after use agreed.

‡ Compared to the first-generation Sonicision™ system.

A DESIGN FOR **THE WHOLE TEAM**

Nurses agree that the design of the Sonicision™ curved jaw device can bring improvements to the OR⁸

Cordless convenience

100%
of nurses agree

the cordless design of the Sonicision™ curved jaw device:

- Makes it easier to pass during procedures^{8,†}
- Enhances mobility^{8,†}
- Allows for use in any OR^{8,†}
- Improves the use of space in the OR^{8,†}

A focus on ease of use

100%
of nurses agree

that the Sonicision™ curved jaw system:


- Enables easy setup with an integrated torque wrench^{8,‡}
- Makes it easy to determine when the device is ready to use^{8,§}
- Communicates device status with easy-to-interpret colors and tones^{8,Ω}
- Features an easy-to-use battery charger with an intuitive user interface^{8,§}



A majority of nurses surveyed said that the Sonicision™ curved jaw device is easier to assemble than the Harmonic scalpel.^{8,††}

†29 out of 29 nurses surveyed after use agreed.
‡14 out of 14 nurses surveyed after use agreed.
§28 out of 28 nurses surveyed after use agreed.
Ω27 out of 27 nurses surveyed after use agreed.
††19 out of 29 nurses surveyed after use agreed.

COMPETITIVE COMPARISON



Sonicision™ curved jaw device vs. Harmonic ACE™* +

Freedom of movement^{1,8}

Ease of assembly⁸

Jaw design — access to target structures¹

Jaw design — visualization of target structures¹

Jaw design — ability to see tips¹

Blunt dissection¹

Surgical plume¹

Dissection speed¹

Ability to hold tissue in jaws during activation¹

Sonicision™ curved jaw device outperforms the Harmonic Ace™* + device. No difference found between devices.

Jaw Comparison

Device	Width at Tip of Active Blade	Width at Base of Active Blade	Length of Active Blade
Sonicision™ Curved Jaw Device	0.8 mm	1.7 mm	14.5 mm
Harmonic ACE™* +	1.1 mm	2.2 mm	14.4 mm

The Sonicision™ curved jaw device features a thinner active blade than the Harmonic ACE™* + device.^{10,†} The device's jaw profile enables access in tight spaces while the jaw taper provides precise access to tissue planes and allows controlled dissection.¹

Sonicision™ curved jaw device




Harmonic ACE™* +



†Active blade measured at the tip and the base.

COMPETITIVE COMPARISON



Sonicision™ curved jaw device vs. Harmonic ACE™+7

Freedom of movement^{1,8}

Ease of assembly⁸

Acute hemostasis^{12,†}

7 mm sealing indication

Thermal spread¹²

Max jaw temperature ultrasonic jaw^{13,‡}

Max jaw temperature nonactive, movable jaw^{13,‡}

Max shaft temperature¹³

Jaw cool down time, ultrasonic jaw^{13,‡}

Jaw cool down time nonactive, movable jaw^{13,‡}

Dissection speed^{13,‡}

Activation time using advanced hemostasis mode^{13,§,††} **17.7 seconds**

Sonicision™ curved jaw device outperforms the Harmonic Ace™+7 device.

No difference found between devices.

The Sonicision™ curved jaw device is indicated differently, and coagulates isolated vasculature up to and including 5 mm in diameter.

Jaw Comparison

Device	Width at Tip of Active Blade	Width at Base of Active Blade	Length of Active Blade
Sonicision™ Curved Jaw Device	0.8 mm	1.7 mm	14.5 mm
Harmonic ACE™+7	1.1 mm	2.2 mm	15.3 mm

The Sonicision™ curved jaw device features a thinner active blade than the Harmonic ACE™+7 device.^{10,Ω} The device's jaw profile enables access in tight spaces while the jaw taper provides precise access to tissue planes and allows controlled dissection.¹

Sonicision™ curved jaw device



Harmonic ACE™+7



† Testing performed across indicated vasculature in an acute porcine model.

‡ Measured across multiple activations on bench porcine mesentery.

§ Average of single activations.

Ω Active blade measured at the tip and the base.

†† Average of single activations on bench porcine mesentery.

COMPETITIVE COMPARISON



Sonicision™ curved jaw device vs. Harmonic™* HD1000i

Freedom of movement^{1,8}

Jaw taper/jaw profile¹⁰

Acute hemostasis^{12,†}

7 mm sealing indication

Thermal spread¹²

Max jaw temperature ultrasonic jaw^{13,‡}

Max jaw temperature nonactive, movable jaw^{13,‡}

Max shaft temperature¹³

Jaw cool down time, ultrasonic jaw^{13,‡}

Jaw cool down time nonactive, movable jaw^{13,‡}

Dissection speed^{13,‡}

Activation time using advanced hemostasis mode^{13,§,††} **12.7 seconds**

Sonicision™ curved jaw device outperforms the Harmonic HD1000i device.

No difference found between devices.

The Sonicision™ curved jaw device is indicated differently, and coagulates isolated vasculature up to and including 5 mm in diameter.

Jaw Comparison

Device	Width at Tip of Active Blade	Width at Base of Active Blade	Length of Active Blade
Sonicision™ Curved Jaw Device	0.8 mm	1.7 mm	14.5 mm
Harmonic™* HD1000i	1.1 mm	2.2 mm	19.0 mm

The Sonicision™ curved jaw device features a thinner active blade than the Harmonic™* HD1000i device.^{10,Ω} The device's jaw profile enables access in tight spaces while the jaw taper provides precise access to tissue planes and allows controlled dissection.¹

Sonicision™ curved jaw device



Harmonic™* HD1000i



† Testing performed across indicated vasculature in an acute porcine model.

‡ Measured across multiple activations on bench porcine mesentery.

§ Average of single activations.

Ω Active blade measured at the tip and the base.

†† Average of single activations on bench porcine mesentery.

FIRST-GENERATION SONICISION™ DEVICE



First-generation Sonicision™ device vs. Sonicision™ curved jaw device

Freedom of movement¹

Acute hemostasis¹⁴

Thermal spread¹⁵

Max jaw temperature¹⁵

Max shaft temperature¹⁵

Jaw cool down time¹⁵

Dissection speed¹⁴

No difference found between devices.

Next-generation benefits

Compared to the first-generation Sonicision™ device, the Sonicision™ curved jaw device provides:

- A tapered, curved jaw design
- A more robust active blade^{16,17,†}
- A reusable battery pack that delivers:
 - 88% more battery capacity⁴
 - Twice the number of procedural uses — from 100 to 200⁵⁻⁷
 - Easier post-procedure management due to battery's nonsterile nature^{5,‡}
- A reusable generator that enables:
 - Streamlined cleaning and sterilization because it's now autowashable and autoclavable[‡]
 - More procedural uses before reordering is needed — from 100 to 150^{5,9}
- A simplified battery charger that has an easy to interpret charge status and end of life indications to enable more efficient battery management^{8,§}

Sonicision™ curved jaw device



First-generation Sonicision™ device



†Based on comparison to the first-generation Sonicision™ device regarding survivability when contacting metal clips and stress induced by ultrasonic vibration.


‡Compared to the first-generation system.

§27 out of 28 nurses surveyed after use agreed.

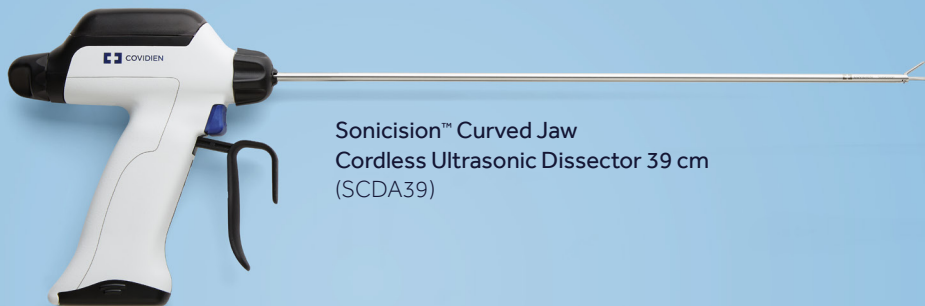
FOUR SIZES. ZERO CORDS. MANY APPLICATIONS.



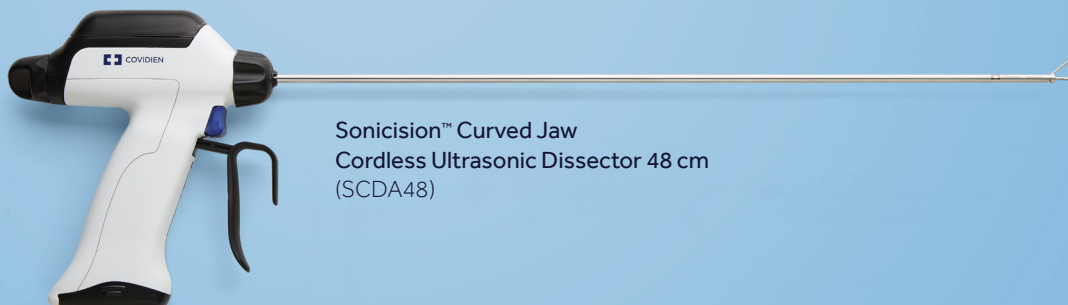
Sonicision™ Curved Jaw
Ultrasonic Dissector 13 cm
(SCDA13)



Sonicision™ Curved Jaw
Cordless Ultrasonic Dissector 26 cm
(SCDA26)



Sonicision™ Curved Jaw
Cordless Ultrasonic Dissector 39 cm
(SCDA39)



Sonicision™ Curved Jaw
Cordless Ultrasonic Dissector 48 cm
(SCDA48)

Our Sonicision™
curved jaw
cordless ultrasonic
portfolio can meet
most of your
procedural needs.



DEVICE REQUEST FORM

I'm requesting the following instruments be stocked in our facility so that I have consistent access to them for my cases:

- Sonicision™ Curved Jaw Cordless Ultrasonic Dissector 13 cm (SCDA13)
- Sonicision™ Curved Jaw Cordless Ultrasonic Dissector 26 cm (SCDA26)
- Sonicision™ Curved Jaw Cordless Ultrasonic Dissector 39 cm (SCDA39)
- Sonicision™ Curved Jaw Cordless Ultrasonic Dissector 48 cm (SCDA48)
- Sonicision™ Reusable Battery Pack (SCBA)
- Sonicision™ Reusable Generator (SCGAA)
- Sonicision™ Reusable Battery Insertion Guides (SCBIGA)
- Sonicision™ Battery Charger (CBCA)
- Sonicision™ Reusable Sterilization Tray (SCSTA)

The Sonicision™ curved jaw cordless ultrasonic dissector:

- Contributes to a safer OR¹
- Allows for visualization and precise access to tissue planes[†]
- Provides efficient dissection^{2,‡} and reliable vessel sealing³
- Comes in four lengths to accommodate your procedural needs

We believe that the Sonicision™ curved jaw device will add value for our patients and our hospital. Thank you for reviewing this information. Please feel free to contact me if you have any questions.

Sincerely,

Additional comments:

† 33 out of 33 surgeons surveyed after use agreed.


‡ In a head-to-head comparison with the Harmonic ACE™+ device, 13 out of 14 surgeons surveyed after use said blunt dissection was similar; 1 said the Sonicision™ device was better.

1. Based on internal test report #R0042752 rev A, Marketing evaluation of surgeon experience using the Sonicision™ curved jaw cordless ultrasonic dissector. Feb. 13–17, Feb. 28, March 3, May 16, 2017.
2. Brogmus G, Leone W, Butler L, Hernandez E. Best practices in OR suite layout and equipment choices to reduce slips, trips, and falls. *AORN J.* 2007;86(3):384–394.
3. Based on internal test report #R0032362 rev A, Comparison of Ethicon Harmonic™ HD1000i shears and ACE™ +7 vs. Sonicision™ curved jaw device (SPD-83) and LigaSure™ Maryland jaw device (LF19XX) on the ForceTriad™ and Valleylab™ FT10 energy platforms in an acute porcine study. May 8–9, 2017.





© 2021 Medtronic. All rights reserved. Medtronic, Medtronic logo and Further, Together are trademarks of Medtronic.

™* Third party brands are trademarks of their respective owners. All other brands are trademarks of a Medtronic company. 01/2021 – US-SE-2100004 – [WF# 2319125]

5920 Longbow Drive
Boulder, CO 80301 800.722.8772 [medtronic.com/covidien](https://www.medtronic.com/covidien)



Medtronic

ORDERING INFORMATION	PRODUCT CODE	DESCRIPTION	QUANTITY
	SCDA13	Sonicision™ 13 cm Curved Jaw Cordless Ultrasonic Dissector	6 per box
	SCDA26	Sonicision™ 26 cm Curved Jaw Cordless Ultrasonic Dissector	6 per box
	SCDA39	Sonicision™ 39 cm Curved Jaw Cordless Ultrasonic Dissector	6 per box
	SCDA48	Sonicision™ 48 cm Curved Jaw Cordless Ultrasonic Dissector	6 per box
	SCBA	Sonicision™ Reusable Battery Pack	1 per box
	SCGAA	Sonicision™ Reusable Generator	1 per box
	SCBIGA	Sonicision™ Reusable Battery Insertion Guide	2 per box
	CBCA	Sonicision™ Battery Charger	1 per box
	SCSTA	Sonicision™ Reusable Sterilization Tray	1 per box

PORTABLE PRECISION.

Introduce freedom
of movement to
your procedures

Contact your sales representative
for more information about the
Sonicision™ curved jaw dissector

800-722-8227

[medtronic.com/covidien](https://www.medtronic.com/covidien)



1. Based on internal test report #R0042752 rev A, Marketing evaluation of surgeon experience using the Sonicision™ curved jaw cordless ultrasonic dissector. Feb. 13–17, Feb. 28, March 3, May 16, 2017.
2. Brogmus G, Leone W, Butler L, Hernandez E. Best practices in OR suite layout and equipment choices to reduce slips, trips, and falls. *AORN J*. 2007;86(3):384–394.
3. Baker EH, Kirks RC, Drummond J, et al. Postmarketing analysis of a novel, cordless ultrasonic dissector. *Surg Innov*. 2016;23(5):505–510.
4. Based on internal test memo #RE00153542 rev B, Battery capacity comparison between first-generation Sonicision™ device battery pack (SCB) and the Sonicision™ curved jaw device battery pack (SCBA). May 17, 2018.
5. Sonicision™ Cordless Ultrasonic Dissection System [user's guide]. Minneapolis, MN: Medtronic, 2016.
6. Based on internal test report #R0042707 rev A, Reusable life test verification report for the SCBA reusable battery pack. April 26, 2017.
7. Based on internal test report #RE00113195 rev A, Reusable life test verification report for the SCBA reusable battery pack — Oxivir. Sept. 13, 2017.
8. Based on internal test report #R0049393 rev A, Operating room staff marketing evaluation of the Sonicision™ curved jaw cordless ultrasonic dissector. Dec. 1, 6–7, 2016.
9. Based on internal test report #RE00108733 rev A, Reusable life test verification (SCGAA-TA9). Aug. 24, 2017.
10. Based on internal test report #RE00147772 rev A, Sabre blade comparison report. April 18, 2018.
11. Based on internal test report #R0032383 rev B, Comparison of renal artery seal burst pressure with the Ethicon™ Harmonic™ HD1000i shears and ACE™ +7 vs. Sonicision™ curved jaw device (SPD-83) and LigaSure™ LF1937 device on the ForceTriad™ and Valleylab™ FT10 energy platforms. May 10–11, 2017, and May 15–16, 2017.
12. Based on internal test report #R0032362 rev A, Comparison of Ethicon Harmonic™* HD1000i shears and ACE™ +7 vs. Sonicision™ curved jaw device (SPD-83) and LigaSure™ Maryland jaw device (LF19XX) on the ForceTriad™ and Valleylab™ FT10 energy platforms in an acute porcine study. May 8–9, 2017.
13. Based on internal test report #R0032385 rev A, Thermal profile comparison with Ethicon Harmonic™ HD1000i shears and ACE™ +7 vs. Sonicision™ curved jaw (SPD-83) and LigaSure™ coated Maryland (LF19XX) on the ForceTriad™ and Valleylab™ FT10 energy platforms. May 17–18, 2017 and June 14, 2017.
14. Based on internal test report #RE00083833 rev A, Verification of the Sonicision™ curved jaw devices (SPD83) in an acute hemostasis porcine study. March 8, 2017.
15. Based on internal test report #R0032673, rev A, Thermal and dissection study of the Sonicision™ curved jaw devices (SPD83). March 29 and April 4, 2017.
16. Based on internal test memo #RE00120778, rev A, Metal clip survivability, Sabre vs. Sonicision™ device. Oct. 11, 2018.
17. Based on internal test memo #RE00140496, rev A, Testing waveguide strength via overdriving. Feb. 12, 2018.

Photo credit Getty Images

© 2021 Medtronic. All rights reserved. Medtronic, Medtronic logo and Further. Together are trademarks of Medtronic. ™* Third party brands are trademarks of their respective owners. All other brands are trademarks of a Medtronic company. 01/2021 – US-SE-2100004 – [WF # 2319125]

Medtronic